

Make Your Own

# LAVA LAMP



Innovation Committee Spring 2021

# Materials Needed

1

MASON JAR OR WATER BATTLE (ANY ENCLOSED, SEE-THROUGH CONTAINER)

2

WATER

3

VEGETABLE OIL

4

ALKA SELTZER TABLET OR BAKING SODA

5

FOOD COLORING




# STEP 1



Fill the jar / container most of the way  
with vegetable oil (approximately  $\frac{3}{4}$ )



## STEP 2




Fill the remaining portion of the jar with  
water (no need to leave space at the top  
- it won't overflow)



## STEP 3




Add 3-5 Drops of food coloring (any color of your choice - it is best to stick with one color)



# STEP 4



Take a single Alka Seltzer Tablet, break it into a few pieces, and add into the container (if the container is bigger, you can add 2 or 3). Baking soda is also an appropriate replacement.



# STEP 5



Close the container, watch your lava  
lamp in action!